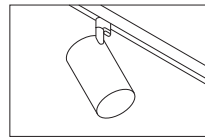
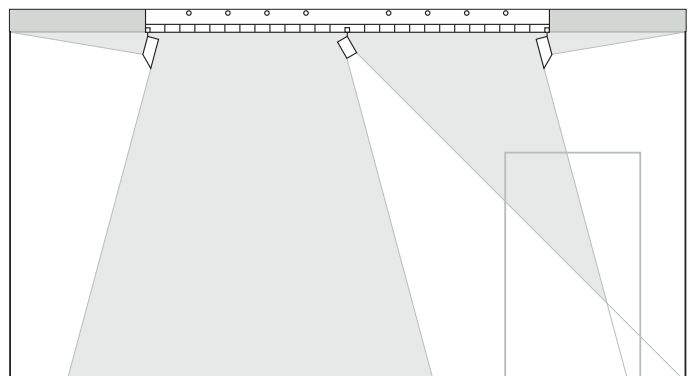

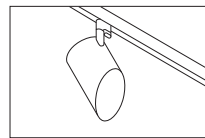


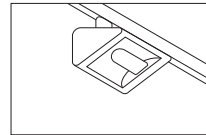
Museum lighting based on a luminous ceiling illuminated using fluorescent lamps. Track runs around the edges of the luminous ceiling and crosswise across the ceiling. This allows the lighting to be supplemented by spotlights and washlights, as required.



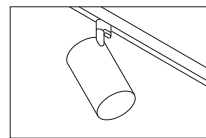
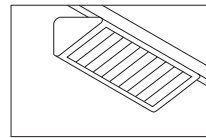
Track-mounted spotlights and washlights.



The lighting is installed on recessed track arranged in two superimposed rectangles. The outer track takes wallwashers for the uniform lighting of the walls, the inner track spotlights for the accentuation of sculptures. The alternating arrangement of wallwashers for halogen lamps and fluorescent lamps means it is possible to produce different lighting levels and lighting qualities on the walls.



Wallwasher for halogen lamps and wallwasher for fluorescent lamps, both track-mounted.



Track-mounted spotlights.

